



Pink and Brown Strip Lap/Baby Quilt



The finished quilt measures 50 inches square.

You need to make 16 of these log cabin blocks.




You will need:

- 1 light pink 2 ½ inch square
- 1 medium pink 2 ½ inch square
- 1 dark brown 2 ½ x 4 ½ inch strip
- 1 light pink 2 ½ x 4 ½ inch strip
- 1 light brown 2 ½ x 6 ½ inch strip
- 1 medium pink 2 ½ x 6 ½ inch strip
- 1 dark brown 2 ½ x 8 ½ inch strip
- 1 light pink 2 ½ x 8 ½ inch strip
- 1 light brown 2 ½ x 10 ½ inch strip
- 1 medium pink 2 ½ x 10 ½ inch strip
- 1 dark brown 2 ½ x 12 ½ inch strip


Your block will measure 12 ½ inches. Make 16 of these blocks. You could make it scrappy pinks and browns also.

You will assemble the quilt as follows:


Row 1:




Row 2:



Row 3:



Row 4:



You will need:

- 1 ½ yards of a dark brown for the binding
- 1 yard of light pink and light brown fabric
- 1 ¼ of a yard of medium pink fabric
- 1 ½ yards of dark brown fabric