

MQB Mystery Quilt #1

Fabric Requirements:

(not including the binding or backing)

$\frac{1}{2}$ a yard of dark blue fabric

$\frac{1}{4}$ of a yard of tan fabric

$\frac{1}{2}$ of a yard of dark brown fabric

$\frac{3}{4}$ of a yard medium brown fabric

$\frac{1}{2}$ of light pink fabric

$\frac{1}{4}$ of a yard of a different dark brown fabric

$\frac{1}{2}$ of a yard of dark pink fabric

$\frac{1}{2}$ of a yard of a medium blue fabric

$\frac{1}{2}$ of a yard of a medium pink fabric

The Mystery Quilt should measure 50 x 58 when finished.


Step 1:

Sew the 4 $\frac{1}{2}$ pink and blue squares together.

Cut 21 4 $\frac{1}{2}$ inch squares from the light pink fabric.

Cut 21 4 $\frac{1}{2}$ inch squares from the medium blue fabric.

Cut 21 4 $\frac{1}{2}$ inch x 8 $\frac{1}{2}$ inch strips from the medium brown fabric.



Sew the 4 ½ x 8 ½ inch strip to the square strip.



Do this for all 21 blocks.

Step 2:

Cut 21 2 ½ inch squares from the tan and 1st dark brown fabric.

Cut 21 2 ½ x 4 ½ inch strip from the medium pink fabric.

Cut 21 4 ½ inch squares from the dark blue fabric.

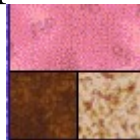
Cut 21 2 ½ x 8 ½ inch strips from the 2nd dark brown fabric.

Cut 21 2 ½ x 8 ½ inch strips from the dark pink fabric.


Sew the 2 ½ inch squares of tan and dark brown together.




Sew the 2 ½ x 4 ½ inch strip to the top of the strip of squares.




Sew the 4 ½ inch dark blue square to the right of the other square.



Sew the 2 ½ x 8 1/2 inch strip of dark pink fabric to the bottom of the strip.




Sew the 2 ½ x 8 ½ inch strip of dark brown fabric to the top of the block.




Step 3:

To assemble the rows sew the blocks together like this:

Row 1



Row 2



Continue sewing the rows in the order.

